



Wordrop: The Official Strategy Guide

Introduction

Wordrop is a game of letters and words: letters fall from the sky and you must form words to score points and remove the letters from the screen. If the screen fills up with letters the game is over, so keep up the pace! In Race mode you play against the clock, so think fast! In Puzzle mode you can take your time, but you must play every letter to win the game.

Give your brain a workout by playing Wordrop every day and you may soon find yourself learning new words, using words you haven't used in years, and having fun while keeping your mind sharp. Wordrop is available on the iTunes App Store for iPhone, iPod Touch, and iPad with iOS 6 and above.

High-scoring letters

In Wordrop, just as in language, not all letters are created equal. Some letters are worth much more than other letters. Letter values in Wordrop are directly related to their frequency in the language. The rarer the letter, the more it is worth, so play words with higher-scoring letters when you can.

The colors of the letters in Wordrop are related to their value. In the following example, the letters are sorted from low value to high value. These colors are from the Standard color theme.

Tip: You can change the color theme from Options in the main menu.



EXAMPLE OF LETTER VALUE COLORS FROM LOW TO HIGH

Tip: If you have a hard time seeing the colors, you can select the Gray theme. Instead of color, low-scoring letters in this theme are light and high-scoring letters are dark.

High-scoring words

A multiplier is applied to a word's score based on the number of letters in the word. This means that extra letters increase the value of a word dramatically, so play longer words when you can.



AVERAGE: 80 POINTS



MORE LETTERS — BETTER: 105 POINTS



MORE LETTERS — BETTER: 144 POINTS



EVEN MORE LETTERS — MUCH BETTER: 196 POINTS



HIGHER-SCORING LETTERS — MUCH BETTER: 238 POINTS




MORE HIGH-SCORING LETTERS — VERY GOOD: 387 POINTS



MANY MORE LETTERS — EXCELLENT: 429 POINTS




THE MOST LETTERS FOR THE WORD "WONDER" — IDEAL: 533 POINTS

Tip: If you can play a good word and you are not sure if there is a longer, higher-scoring version of the word, pause the game by pressing the pause button () and consult a dictionary. This is a great opportunity to learn new words.

Maximize Classic and Endurance scores

In Classic and Endurance mode, the screen starts out empty and begins to fill with letters as they drop from the top of the screen.


Rather than waiting for letters to drop, you can tap the drop button () to quickly add letters to the screen. This gives you more letters to choose from so you have a better chance of finding high-scoring words to play. Be careful however: if the screen fills all the way to the top the game is over.

Challenge yourself

Each set of letters that drops from the top of the screen in Classic and Endurance mode is a scrambled word. Even though you won't score as many points, see if you can unscramble and play each word as it drops.

Classic mode bonus points

You receive 5,000 bonus points for making it all the way through level 20 and winning the game.

Bombs () can be used to clear the screen if you are in danger of losing the game. Use bombs sparingly, however: if you win the game, you receive 1,000 bonus points for each unused bomb.

Maximize Puzzle scores

In Puzzle mode, the screen starts out full of letters and you have as much time as you need. Choose letters wisely to clear the entire screen and win the game.

Since the largest selection of letters is available at the beginning of the game, play the highest-scoring words you can find early. As the game progresses it will be more difficult to find high-scoring words to play.

Near the end of the game begin planning your words more carefully. Try to leave letters behind that will spell words so you can play every last letter. Oh, and did we mention? At the start of the game the screen is filled with letters from actual words, so in theory each and every game can be completed.

Puzzle mode bonus points

You receive 500 bonus points for clearing the screen and winning the game.

Leaderboards

Sign into GameCenter to track your progress against your friends and players around the world.

Challenge yourself

See if you can climb to the #1 position amongst your friends. See how high you can climb relative to players around the world.

Challenge your friends

Issue challenges to your friends from your leaderboard scores in GameCenter. If they accept, they will have to beat your score to complete the challenge.

The GameCenter button in the main menu is badged when you have challenges waiting in GameCenter. For example, if the button has a circle with the number “2” in it, you have 2 challenges waiting for you to accept or decline.

To accept challenges from your friends, tap the GameCenter button from the main menu. Select the Challenges tab to see a list of challenge from your friends. Tap a challenge and then tap “Play Now” to accept the challenge, or tap “Decline” to decline the challenge.

When accepting a leaderboard challenge, you will play the exact same game that your friend played when he or she issued you the challenge, with the exact same sequence of letters. So don't try to claim that you didn't get good enough letters to beat his or her score!

Achievements

Sign into GameCenter so you can earn achievements for performing feats within the game.

Challenges

You can issue and accept achievement challenges. Due to technical limitations, unlike leaderboard challenges, you can't play the exact same game sequence when accepting an achievement challenge.

Have fun!

Above all else, have fun!

Powered By



Synapticats